



**KAY IVEY  
GOVERNOR**

**MARK FOWLER  
COMMISSIONER**

**STATE OF ALABAMA  
DEPARTMENT OF INSURANCE  
201 MONROE STREET, SUITE 502  
POST OFFICE BOX 303351  
MONTGOMERY, ALABAMA 36130-3351  
TELEPHONE: (334) 269-3550  
FACSIMILE: (334) 241-4192  
INTERNET: [www.aldoi.gov](http://www.aldoi.gov)**

**DEPUTY COMMISSIONERS  
JIMMY W. GUNN  
LARRY CHAPMAN  
CHIEF EXAMINER  
SHEILA TRAVIS  
DIRECTOR, OFFICE OF  
RISK & RESILIENCE  
BRIAN E. POWELL  
STATE FIRE MARSHAL  
SCOTT F. PILGREEN  
GENERAL COUNSEL  
REYN NORMAN**

## **2023 Alabama Insurance Examination Report**

The information provided in this report was collected by the University of Alabama, as administrator of examinations for the Department of Insurance, based on the results of insurance producer, independent adjuster, and title insurance agent examinations administered in 2023. Prelicensing course providers are verified at the time of each exam.



## Table of Contents

	Page
Examination Passing Ratio, by Location .....	1
Examination Passing Ratio, by Examination .....	1
Examination Passing Ratio, by Examination, First Attempts Only .....	1
Examination Passing Ratio, by Examination and Attempt .....	2
Examination Passing Ratio, by Prelicensing Provider and Exam, 2017-2023:	
360Training.Com, Inc. ....	4
A A Online Classes .....	5
A C Bail Bonding .....	6
A D Banker & Company .....	7
Alabama Independent Insurance Agents .....	9
Alabama School of Bail Bonding .....	10
Alfa Insurance Company .....	11
American Online Insurance School .....	12
Ashley Fisher Simmons .....	13
At Your Pace Online .....	14
Bachelor’s in Insurance .....	15
Benefit Solutions School of Insurance .....	16
Bradley Enterprises .....	17
Continuing Education Resources, Inc. ....	18
COR Enterprises, LLC dba AdjusterPro .....	19
CPMI Professional Development, LLC .....	21
Elite Insurance Licensing, LLC .....	22
ExamFX .....	23
Gatson Training .....	25
The Gosaus Team, LLC .....	26
Insurance Schools, Inc. ....	27
Insurance Systems of Alabama .....	28
Integrity School of Insurance .....	29
Jefferson State Community College .....	30
Kaplan Financial Education.....	31
The License Coach .....	33
Mogul School of Business .....	34
Norris Insurance Licensing .....	35
Pre-License School of Insurance .....	36
Primerica Life Insurance Company .....	37
Professional Insurance Agents .....	38
R S Thomas Training Associates, Inc. ....	39
Securities Training Corporation .....	40
Southeast Land Title Association (previously The Koogler Group) .....	41
The Trinity Life Group .....	42
Troy University - Dothan .....	43
Troy University - Troy .....	44
The University of Alabama .....	45
WebCE, Inc. ....	46
XCEL Solutions LLC .....	48
Chart Showing Examination Results, All Exams, 2011-2023 .....	49
Chart Showing Examination Results, Life & Health Exams, 2011-2023 .....	50
Chart Showing Examination Results, Property & Casualty Exams, 2011-2023 .....	51



## 2023 Alabama Insurance Examination Report

### Examination Pass Ratio, by Location

Exam Location	Exams Given	Exams Passed	Passing Ratio
Bishop State CC (Mobile area)	415	216	52%
Millbrook Professional Testing Center (Montgomery area)	1273	711	56%
University of Alabama, University Hall (Tuscaloosa area)	883	487	58%
University of Alabama at Huntsville (Huntsville area)	654	374	57%
Jefferson State CC - Jefferson Campus (Birmingham area)	995	570	57%
Online	3821	2437	64%
<b>Grand Total</b>	<b>7991</b>	<b>4795</b>	<b>60%</b>

### Examination Pass Ratio, by Examination

Exam	Exams Given	Exams Passed	Passing Ratio
Producer - Bail Bonds	27	13	48%
Producer - Casualty	11	7	64%
Producer - Health	329	233	71%
Producer - Life	1483	890	60%
Producer - Life & Health	3006	1896	63%
Producer - Personal Lines	541	285	53%
Producer - Property	4	2	50%
Producer - Property & Casualty	1756	964	55%
Independent Adjuster - P&C with WC & Crop	522	304	58%
Independent Adjuster - Property & Casualty (P&C)	250	150	60%
Independent Adjuster - Workers' Comp (WC)	11	8	73%
Independent Adjuster - Crop	1	0	0%
Title Insurance Agent	50	43	86%
<b>Grand Total</b>	<b>7991</b>	<b>4795</b>	<b>60%</b>

### Examination Pass Ratio, by Examination, First Attempts Only\*

Exam	Exams Given	Exams Passed	Passing Ratio
Producer - Bail Bonds	19	9	47%
Producer - Casualty	9	7	78%
Producer - Health	273	200	73%
Producer - Life	1182	758	64%
Producer - Life & Health	2418	1632	67%
Producer - Personal Lines	394	225	57%
Producer - Property	3	2	67%
Producer - Property & Casualty	1246	768	62%
Independent Adjuster - P&C with WC & Crop	423	256	61%
Independent Adjuster - Property & Casualty (P&C)	187	124	66%
Independent Adjuster - Workers' Comp (WC)	10	7	70%
Title Insurance Agent	43	37	86%
<b>Grand Total</b>	<b>6207</b>	<b>4025</b>	<b>65%</b>

\*First Attempts refers to the first time an individual has taken a particular exam.

## 2023 Alabama Insurance Examination Report

### Examination Passing Ratio, by Examination and Attempt

Examination	Attempt	Exams Given	Exams Passed	Passing Ratio
Producer - Bail Bonds	1	19	9	47%
	2	7	4	57%
	4	1	0	0%
<b>Producer - Bail Bonds -- Total</b>		<b>27</b>	<b>13</b>	<b>48%</b>
Producer - Casualty	1	9	7	78%
	2	1	0	0%
	5	1	0	0%
<b>Producer - Casualty -- Total</b>		<b>11</b>	<b>7</b>	<b>64%</b>
Producer - Health	1	273	200	73%
	2	48	26	54%
	3	8	7	88%
<b>Producer - Health -- Total</b>		<b>329</b>	<b>233</b>	<b>71%</b>
Producer - Life	1	1182	758	64%
	2	245	110	45%
	3	41	16	39%
	4	12	6	50%
	5	1	0	0%
	6	2	0	0%
<b>Producer - Life -- Total</b>		<b>1483</b>	<b>890</b>	<b>60%</b>
Producer - Life & Health	1	2418	1632	67%
	2	492	224	46%
	3	64	25	39%
	4	26	14	54%
	5	4	0	0%
	6	2	1	50%
<b>Producer - Life &amp; Health -- Total</b>		<b>3006</b>	<b>1896</b>	<b>63%</b>
Producer - Personal Lines	1	394	225	57%
	2	124	51	41%
	3	17	6	35%
	4	4	2	50%
	5	2	1	50%
<b>Producer - Personal Lines -- Total</b>		<b>541</b>	<b>285</b>	<b>53%</b>
Producer - Property	1	3	2	67%
	2	1	0	0%
<b>Producer - Property -- Total</b>		<b>4</b>	<b>2</b>	<b>50%</b>
Producer - Property & Casualty	1	1246	768	62%
	2	356	139	39%
	3	99	41	41%
	4	38	13	34%
	5	9	2	22%
	6	8	1	13%
<b>Producer - Property &amp; Casualty -- Total</b>		<b>1756</b>	<b>964</b>	<b>55%</b>

## 2023 Alabama Insurance Examination Report

### Examination Passing Ratio, by Examination and Attempt

Examination	Attempt	Exams Given	Exams Passed	Passing Ratio
Independent Adjuster - P&C with WC & Crop	1	423	256	61%
	2	78	41	53%
	3	15	5	33%
	4	6	2	33%
<b>Independent Adjuster - P&amp;C with WC &amp; Crop -- Total</b>		<b>522</b>	<b>304</b>	<b>58%</b>
Independent Adjuster - Property & Casualty (P&C)	1	187	124	66%
	2	49	25	51%
	3	10	1	10%
	4	4	0	0%
<b>Independent Adjuster - Property &amp; Casualty (P&amp;C) -- Total</b>		<b>250</b>	<b>150</b>	<b>60%</b>
Independent Adjuster - Workers' Comp (WC)	1	10	7	70%
	2	1	1	100%
<b>Independent Adjuster - Workers' Comp (WC) -- Total</b>		<b>11</b>	<b>8</b>	<b>73%</b>
Independent Adjuster - Crop	3	1	0	0%
<b>Independent Adjuster - Crop -- Total</b>		<b>1</b>	<b>0</b>	<b>0%</b>
Title Insurance Agent	1	43	37	86%
	2	6	5	83%
	5	1	1	100%
<b>Title Insurance Agent -- Total</b>		<b>50</b>	<b>43</b>	<b>86%</b>
<b>Grand Total</b>		<b>7991</b>	<b>4795</b>	<b>60%</b>

## 2023 Alabama Insurance Examination Report

### Examination Passing Ratio, by Prelicensing Provider and Exam, 2017-2023

2023 Prelicensing Provider	Exam	Exams Given	Exams Passed	Exam Passing Ratio
360Training.com Inc -- 2023	Producer - Life & Health	2	2	100%
	Producer - Property & Casualty	3	1	33%
360Training.com Inc Total -- 2023		5	3	60%
360Training.com Inc -- 2022	Producer - Life & Health	2	2	100%
	Producer - Property & Casualty	3	1	33%
360Training.com Inc Total -- 2022		5	3	60%
360Training.com Inc -- 2021	Producer - Health	1	0	0%
	Producer - Life & Health	17	13	76%
	Producer - Property & Casualty	8	6	75%
	Independent Adjuster - Property & Casualty (P&C)	1	0	0%
360Training.com Inc Total -- 2021		27	19	70%
360Training.com Inc -- 2020	Producer - Life	1	1	100%
	Producer - Life & Health	27	23	85%
	Producer - Property & Casualty	27	17	63%
360Training.com Inc Total -- 2020		55	41	75%
360Training.com Inc -- 2019	Producer - Life	1	1	100%
	Producer - Life & Health	15	12	80%
	Producer - Personal Lines	1	0	0%
	Producer - Property & Casualty	29	19	66%
360Training.com Inc Total -- 2019		46	32	70%
360Training.com Inc -- 2018	Producer - Casualty	1	1	100%
	Producer - Life & Health	9	4	44%
	Producer - Property	1	1	100%
	Producer - Property & Casualty	12	9	75%
360Training.com Inc Total -- 2018		23	15	65%
360Training.com Inc -- 2017	Producer - Life & Health	9	7	78%
	Producer - Property & Casualty	16	8	50%
360Training.com Inc Total -- 2017		25	15	60%



## 2023 Alabama Insurance Examination Report

### Examination Passing Ratio, by Prelicensing Provider and Exam, 2017-2023

2023 Prelicensing Provider	Exam	Exams Given	Exams Passed	Exam Passing Ratio
A A Online Classes -- 2023	Producer - Life	18	5	28%
	Producer - Life & Health	13	7	54%
	Producer - Personal Lines	1	0	0%
	Producer - Property & Casualty	4	1	25%
<b>A A Online Classes Total -- 2023</b>		<b>36</b>	<b>13</b>	<b>36%</b>
A A Online Classes -- 2022	Producer - Health	1	0	0%
	Producer - Life	17	9	53%
	Producer - Life & Health	19	9	47%
	Producer - Personal Lines	1	1	100%
	Producer - Property & Casualty	12	3	25%
<b>A A Online Classes Total -- 2022</b>		<b>50</b>	<b>22</b>	<b>44%</b>
A A Online Classes -- 2021	Producer - Health	1	1	100%
	Producer - Life	9	3	33%
	Producer - Life & Health	13	3	23%
	Producer - Personal Lines	1	1	100%
	Producer - Property & Casualty	25	11	44%
<b>A A Online Classes Total -- 2021</b>		<b>49</b>	<b>19</b>	<b>39%</b>
A A Online Classes -- 2020	Producer - Life	1	1	100%
	Producer - Life & Health	2	2	100%
	Producer - Property & Casualty	23	14	61%
<b>A A Online Classes Total -- 2020</b>		<b>26</b>	<b>17</b>	<b>65%</b>
A A Online Classes -- 2019	Producer - Life	1	0	0%
	Producer - Life & Health	24	16	67%
	Producer - Personal Lines	1	0	0%
	Producer - Property & Casualty	29	8	28%
	Independent Adjuster - P&C with WC & Crop	6	2	33%
	Independent Adjuster - Property & Casualty (P&C)	2	1	50%
<b>A A Online Classes Total -- 2019</b>		<b>63</b>	<b>27</b>	<b>43%</b>
A A Online Classes -- 2018	Producer - Health	2	0	0%
	Producer - Life & Health	21	16	76%
	Producer - Property & Casualty	48	19	40%
	Independent Adjuster - P&C with WC & Crop	2	0	0%
	Independent Adjuster - Property & Casualty (P&C)	1	0	0%
<b>A A Online Classes Total -- 2018</b>		<b>74</b>	<b>35</b>	<b>47%</b>
A A Online Classes -- 2017	Producer - Life & Health	24	15	63%
	Producer - Property & Casualty	39	16	41%
	Independent Adjuster - P&C with WC & Crop	1	0	0%
	Independent Adjuster - Property & Casualty (P&C)	2	0	0%
<b>A A Online Classes Total -- 2017</b>		<b>66</b>	<b>31</b>	<b>47%</b>

## 2023 Alabama Insurance Examination Report

### Examination Passing Ratio, by Prelicensing Provider and Exam, 2017-2023

2023 Prelicensing Provider	Exam	Exams Given	Exams Passed	Exam Passing Ratio
A C Bail Bonding -- 2023	Producer - Bail Bonds	5	0	0%
A C Bail Bonding Total -- 2023		5	0	0%
A C Bail Bonding -- 2022	Producer - Bail Bonds	5	0	0%
A C Bail Bonding Total -- 2022		5	0	0%
A C Bail Bonding -- 2021	Producer - Bail Bonds	6	1	17%
A C Bail Bonding Total -- 2021		6	1	17%
A C Bail Bonding -- 2020	Producer - Bail Bonds	4	1	25%
	Producer - Property & Casualty	1	1	100%
A C Bail Bonding Total -- 2020		5	2	40%
A C Bail Bonding -- 2019	Producer - Bail Bonds	4	2	50%
A C Bail Bonding Total -- 2019		4	2	50%

## 2023 Alabama Insurance Examination Report

### Examination Passing Ratio, by Prelicensing Provider and Exam, 2017-2023

2023 Prelicensing Provider	Exam	Exams Given	Exams Passed	Exam Passing Ratio
A D Banker Corp -- 2023	Producer - Casualty	1	1	100%
	Producer - Health	31	27	87%
	Producer - Life	160	98	61%
	Producer - Life & Health	233	160	69%
	Producer - Personal Lines	258	144	56%
	Producer - Property	2	1	33%
	Producer - Property & Casualty	362	198	55%
<b>A D Banker Corp Total -- 2023</b>		<b>1048</b>	<b>629</b>	<b>60%</b>
A D Banker & Company -- 2022	Producer - Health	22	15	68%
	Producer - Life	192	137	71%
	Producer - Life & Health	220	148	67%
	Producer - Personal Lines	186	101	54%
	Producer - Property & Casualty	428	226	53%
<b>A D Banker &amp; Company Total -- 2022</b>		<b>1048</b>	<b>627</b>	<b>60%</b>
A D Banker & Company -- 2021	Producer - Casualty	2	2	100%
	Producer - Health	17	13	76%
	Producer - Life	128	100	78%
	Producer - Life & Health	329	236	72%
	Producer - Personal Lines	275	141	51%
	Producer - Property	1	1	100%
	Producer - Property & Casualty	492	262	53%
<b>A D Banker &amp; Company Total -- 2021</b>		<b>1244</b>	<b>755</b>	<b>61%</b>
A D Banker & Company -- 2020	Producer - Health	20	10	50%
	Producer - Life	75	54	72%
	Producer - Life & Health	306	208	68%
	Producer - Personal Lines	140	65	46%
	Producer - Property	1	1	100%
	Producer - Property & Casualty	343	180	52%
	Independent Adjuster - Property & Casualty (P&C)	1	0	0%
	Independent Adjuster - Workers' Comp (WC)	1	0	0%
<b>A D Banker &amp; Company Total -- 2020</b>		<b>887</b>	<b>518</b>	<b>58%</b>
A D Banker Corp -- 2019	Producer - Casualty	2	2	100%
	Producer - Health	43	25	58%
	Producer - Life	147	122	83%
	Producer - Life & Health	372	236	63%
	Producer - Personal Lines	156	83	53%
	Producer - Property	1	1	100%
	Producer - Property & Casualty	400	212	53%
	Independent Adjuster - Property & Casualty (P&C)	1	0	0%
<b>A D Banker Corp Total -- 2019</b>		<b>1122</b>	<b>681</b>	<b>61%</b>

## 2023 Alabama Insurance Examination Report

### Examination Passing Ratio, by Prelicensing Provider and Exam, 2017-2023

2023 Prelicensing Provider (Con't)	Exam	Exams Given	Exams Passed	Exam Passing Ratio
A D Banker Corp -- 2018	Producer - Health	22	16	73%
	Producer - Life	219	158	72%
	Producer - Life & Health	349	224	64%
	Producer - Personal Lines	162	77	48%
	Producer - Property	1	0	0%
	Producer - Property & Casualty	443	245	55%
<b>A D Banker Corp Total -- 2018</b>		<b>1196</b>	<b>720</b>	<b>60%</b>
A D Banker Corp -- 2017	Producer - Casualty	2	0	0%
	Producer - Health	39	25	64%
	Producer - Life	178	118	66%
	Producer - Life & Health	236	163	69%
	Producer - Personal Lines	84	47	56%
	Producer - Property	7	3	43%
	Producer - Property & Casualty	301	165	55%
	Independent Adjuster - P&C with WC & Crop	1	0	0%
	Independent Adjuster - Property & Casualty (P&C)	2	0	0%
<b>A D Banker Corp Total -- 2017</b>		<b>850</b>	<b>521</b>	<b>61%</b>

## 2023 Alabama Insurance Examination Report

### Examination Passing Ratio, by Prelicensing Provider and Exam, 2017-2023

2023 Prelicensing Provider	Exam	Exams Given	Exams Passed	Exam Passing Ratio
AL Independent Insurance Agents -- 2023	Producer - Life & Health	1	0	0%
	Producer - Property & Casualty	101	61	60%
AL Independent Insurance Agents Total -- 2023		113	76	67%
AL Independent Insurance Agents -- 2022	Producer - Life & Health	1	0	0%
	Producer - Property & Casualty	96	57	59%
AL Independent Insurance Agents Total -- 2022		97	57	59%
AL Independent Insurance Agents -- 2021	Producer - Property & Casualty	85	51	60%
AL Independent Insurance Agents Total -- 2021		85	51	60%
AL Independent Insurance Agents -- 2020	Producer - Property & Casualty	25	17	68%
AL Independent Insurance Agents Total -- 2020		25	17	68%
AL Independent Insurance Agents -- 2019	Producer - Personal Lines	3	1	33%
	Producer - Property & Casualty	86	45	52%
AL Independent Insurance Agents Total -- 2019		89	46	52%
AL Independent Insurance Agents -- 2018	Producer - Life & Health	1	1	100%
	Producer - Property & Casualty	106	76	72%
AL Independent Insurance Agents Total -- 2018		107	77	72%
AL Independent Insurance Agents -- 2017	Producer - Life	1	0	0%
	Producer - Property & Casualty	112	76	68%
AL Independent Insurance Agents Total -- 2017		113	76	67%

# 2023 Alabama Insurance Examination Report

## Examination Passing Ratio, by Prelicensing Provider and Exam, 2017-2023

2023 Prelicensing Provider	Exam	Exams Given	Exams Passed	Exam Passing Ratio
Alabama School of Bail Bonding -- 2023	Producer - Bail Bonds	9	5	56%
Alabama School of Bail Bonding Total -- 2023		13	7	54%
Alabama School of Bail Bonding -- 2022	Producer - Bail Bonds	13	7	54%
Alabama School of Bail Bonding Total -- 2022		13	7	54%

## 2023 Alabama Insurance Examination Report

### Examination Passing Ratio, by Prelicensing Provider and Exam, 2017-2023

2023 Prelicensing Provider	Exam	Exams Given	Exams Passed	Exam Passing Ratio
Alfa Insurance Company -- 2023	Producer - Life & Health	19	16	84%
	Producer - Property & Casualty	114	76	67%
Alfa Insurance Company Total -- 2023		133	92	69%
Alfa Insurance Company -- 2022	Producer - Health	1	1	100%
	Producer - Life & Health	29	22	76%
	Producer - Property & Casualty	99	53	54%
Alfa Insurance Company Total -- 2022		129	76	59%
Alfa Insurance Company -- 2021	Producer - Property & Casualty	3	3	100%
Alfa Insurance Company Total - 2021		3	3	100%
Alfa Insurance Company -- 2020	Producer - Property & Casualty	1	0	0%
Alfa Insurance Company Total -- 2020		1	0	0%
Alfa Insurance Company -- 2019	Producer - Life	1	1	100%
Alfa Insurance Company Total -- 2019		1	1	100%
Alfa Insurance Company -- 2018	Producer - Life & Health	1	1	100%
Alfa Insurance Company Total -- 2018		1	1	100%
Alfa Insurance Company -- 2017	Producer - Life	1	0	0%
	Producer - Life & Health	3	1	33%
	Producer - Property & Casualty	3	1	33%
Alfa Insurance Company Total -- 2017		7	2	29%

## 2023 Alabama Insurance Examination Report

### Examination Passing Ratio, by Prelicensing Provider and Exam, 2017-2023

2023 Prelicensing Provider	Exam	Exams Given	Exams Passed	Exam Passing Ratio
American Online Insurance School -- 2023	Producer - Health	1	1	100%
	Producer - Life	24	11	46%
	Producer - Life & Health	8	5	63%
	Producer - Property & Casualty	1	1	100%
<b>American Online Insurance School Total -- 2023</b>		<b>34</b>	<b>18</b>	<b>53%</b>
American Online Insurance School -- 2022	Producer - Life	16	10	63%
	Producer - Life & Health	1	1	100%
	Producer - Property & Casualty	1	0	0%
<b>American Online Insurance School Total -- 2022</b>		<b>18</b>	<b>11</b>	<b>61%</b>
American Online Insurance School -- 2021	Producer - Health	1	1	100%
	Producer - Life	13	7	54%
	Producer - Life & Health	3	3	100%
	Producer - Property & Casualty	1	1	100%
<b>American Online Insurance School Total -- 2021</b>		<b>18</b>	<b>12</b>	<b>67%</b>
American Online Insurance School -- 2020	Producer - Life	5	5	100%
	Producer - Life & Health	1	0	0%
<b>American Online Insurance School Total -- 2020</b>		<b>6</b>	<b>5</b>	<b>83%</b>
American Online Insurance School -- 2019	Producer - Life & Health	2	1	50%
<b>American Online Insurance School Total -- 2019</b>		<b>2</b>	<b>1</b>	<b>50%</b>
American Online Insurance School -- 2018	Producer - Life	1	1	100%
	Producer - Life & Health	2	1	50%
<b>American Online Insurance School Total -- 2018</b>		<b>3</b>	<b>2</b>	<b>67%</b>



## 2023 Alabama Insurance Examination Report

### Examination Passing Ratio, by Prelicensing Provider and Exam, 2017-2023

2023 Prelicensing Provider	Exam	Exams Given	Exams Passed	Exam Passing Ratio
Ashley Fisher Simmons -- 2023	Producer - Life & Health	1	0	0%
Ashley Fisher Simmons Total -- 2023		1	0	0%
Ashley Fisher Simmons -- 2022	Producer - Bail Bonds	1	0	0%
	Producer - Life	4	2	50%
Ashley Fisher Simmons Total -- 2022		5	2	40%
Ashley Fisher Simmons -- 2021	Producer - Health	1	1	100%
	Producer - Life	4	3	75%
	Producer - Property & Casualty	2	0	0%
Ashley Fisher Simmons Total -- 2021		7	4	57%
Ashley Fisher Simmons -- 2020	Producer - Life	6	4	67%
Ashley Fisher Simmons Total -- 2020		6	4	67%

## 2023 Alabama Insurance Examination Report

### Examination Passing Ratio, by Prelicensing Provider and Exam, 2017-2023

2023 Prelicensing Provider	Exam	Exams Given	Exams Passed	Exam Passing Ratio
At Your Pace Online -- 2023	Producer - Health	6	6	100%
	Producer - Life	6	5	83%
	Producer - Life & Health	22	14	64%
	Producer - Property & Casualty	20	14	70%
<b>At Your Pace Online Total -- 2023</b>		<b>54</b>	<b>39</b>	<b>72%</b>
At Your Pace Online -- 2022	Producer - Casualty	3	2	67%
	Producer - Health	4	4	100%
	Producer - Life	10	6	60%
	Producer - Life & Health	10	8	80%
	Producer - Property	1	1	100%
	Producer - Property & Casualty	35	14	40%
<b>At Your Pace Online Total -- 2022</b>		<b>63</b>	<b>35</b>	<b>56%</b>
At Your Pace Online -- 2021	Producer - Health	8	5	63%
	Producer - Life	9	7	78%
	Producer - Life & Health	11	10	91%
	Producer - Property & Casualty	20	7	35%
<b>At Your Pace Online Total -- 2021</b>		<b>48</b>	<b>29</b>	<b>60%</b>
At Your Pace Online -- 2020	Producer - Health	5	3	60%
	Producer - Life	6	4	67%
	Producer - Life & Health	13	8	62%
	Producer - Property & Casualty	16	11	69%
<b>At Your Pace Online Total -- 2020</b>		<b>40</b>	<b>26</b>	<b>65%</b>
At Your Pace Online -- 2019	Producer - Health	2	2	100%
	Producer - Life	6	5	83%
	Producer - Life & Health	5	4	80%
	Producer - Personal Lines	1	1	100%
	Producer - Property	1	1	100%
	Producer - Property & Casualty	11	7	64%
<b>At Your Pace Online Total -- 2019</b>		<b>26</b>	<b>20</b>	<b>77%</b>
At Your Pace Online -- 2018	Producer - Health	4	3	75%
	Producer - Life	6	4	67%
	Producer - Life & Health	16	8	50%
	Producer - Property & Casualty	9	3	33%
<b>At Your Pace Online Total -- 2018</b>		<b>35</b>	<b>18</b>	<b>51%</b>
At Your Pace Online -- 2017	Producer - Health	6	3	50%
	Producer - Life	4	1	25%
	Producer - Life & Health	11	6	55%
	Producer - Property & Casualty	13	5	38%
<b>At Your Pace Online Total -- 2017</b>		<b>34</b>	<b>15</b>	<b>44%</b>

## 2023 Alabama Insurance Examination Report

### Examination Passing Ratio, by Prelicensing Provider and Exam, 2017-2023

2023 Prelicensing Provider	Exam	Exams Given	Exams Passed	Exam Passing Ratio
Bachelor's in Insurance* -- 2023	Producer - Property & Casualty	1	1	100%
	Independent Adjuster - Property & Casualty (P&C)	1	0	0%
Bachelor's in Insurance* Total -- 2023		2	1	50%
Bachelor's in Insurance* -- 2022	Producer - Property & Casualty	1	1	100%
Bachelor's in Insurance* Total -- 2022		1	1	100%
Bachelor's in Insurance* -- 2021	Producer - Life	1	1	100%
	Producer - Property & Casualty	4	4	100%
Bachelor's in Insurance* Total -- 2021		5	5	100%
Bachelor's in Insurance* -- 2020	Producer - Life & Health	2	2	100%
	Producer - Property & Casualty	2	2	100%
Bachelor's in Insurance* Total -- 2020		4	4	100%
Bachelor's in Insurance* -- 2019	Producer - Property & Casualty	1	1	100%
Bachelor's in Insurance* Total -- 2019		1	1	100%
Bachelor's in Insurance* -- 2018	Producer - Property & Casualty	2	2	100%
Bachelor's in Insurance* Total -- 2018		2	2	100%
Bachelor's in Insurance* -- 2017	Producer - Life & Health	2	1	50%
	Producer - Property & Casualty	2	2	100%
Bachelor's in Insurance* Total -- 2017		4	3	75%

\* Technically, this is not a prelicensing provider but an exception to the requirement to complete a prelicensing course for applicants with a minimum of a bachelor's degree with a major in insurance from an accredited college or university, as set forth in Ala. Code § 27-7-5(a)(3)d.

## 2023 Alabama Insurance Examination Report

### Examination Passing Ratio, by Prelicensing Provider and Exam, 2017-2023

2023 Prelicensing Provider	Exam	Exams Given	Exams Passed	Exam Passing Ratio
Benefit Solutions School of Insurance -- 2023	Producer - Life & Health	3	3	100%
	Producer - Property & Casualty	2	2	100%
Benefit Solutions School of Insurance Total -- 2023		18	18	100%
Benefit Solutions School of Insurance -- 2022	Producer - Health	1	1	100%
	Producer - Life & Health	2	2	100%
	Producer - Property & Casualty	5	5	100%
Benefit Solutions School of Insurance Total -- 2022		8	8	100%
Benefit Solutions School of Insurance -- 2021	Producer - Life & Health	8	8	100%
	Producer - Property & Casualty	10	10	100%
Benefit Solutions School of Insurance Total -- 2021		18	18	100%
Benefit Solutions School of Insurance -- 2020	Producer - Life & Health	8	8	100%
	Producer - Property & Casualty	8	8	100%
Benefit Solutions School of Insurance Total -- 2020		16	16	100%
Benefit Solutions School of Insurance -- 2019	Producer - Life & Health	16	16	100%
	Producer - Property & Casualty	21	20	95%
Benefit Solutions School of Insurance Total -- 2019		37	36	97%
Benefit Solutions School of Insurance -- 2018	Producer - Life & Health	19	18	95%
	Producer - Property & Casualty	17	16	94%
Benefit Solutions School of Insurance Total -- 2018		36	34	94%
Benefit Solutions School of Insurance -- 2017	Producer - Health	1	1	100%
	Producer - Life & Health	14	13	93%
	Producer - Property & Casualty	7	5	71%
Benefit Solutions School of Insurance Total -- 2017		22	19	86%

## 2023 Alabama Insurance Examination Report

### Examination Passing Ratio, by Prelicensing Provider and Exam, 2017-2023

2023 Prelicensing Provider	Exam	Exams Given	Exams Passed	Exam Passing Ratio
Bradley Enterprises -- 2023	Producer - Life & Health	1	1	100%
	Producer - Property & Casualty	1	1	100%
Bradley Enterprises Total -- 2023		2	2	100%
Bradley Enterprises -- 2022	Producer - Property & Casualty	4	2	50%
Bradley Enterprises Total -- 2022		4	2	50%
Bradley Enterprises -- 2021	Producer - Casualty	1	0	0%
	Producer - Health	1	1	100%
	Producer - Life	2	1	50%
	Producer - Life & Health	5	0	0%
	Producer - Personal Lines	13	13	100%
	Producer - Property & Casualty	8	4	50%
Bradley Enterprises Total -- 2021		30	19	63%
Bradley Enterprises -- 2020	Producer - Casualty	1	1	100%
	Producer - Life & Health	17	15	88%
	Producer - Personal Lines	7	3	43%
	Producer - Property & Casualty	17	4	24%
	Independent Adjuster - Property & Casualty (P&C)	1	0	0%
Bradley Enterprises Total -- 2020		43	23	53%
Bradley Enterprises -- 2019	Producer - Life	1	0	0%
	Producer - Life & Health	31	21	68%
	Producer - Property	4	4	100%
	Producer - Property & Casualty	36	14	39%
	Independent Adjuster - P&C with WC & Crop	4	1	25%
	Independent Adjuster - Property & Casualty (P&C)	5	1	20%
Bradley Enterprises Total -- 2019		81	41	51%
Bradley Enterprises -- 2018	Producer - Health	1	0	0%
	Producer - Life	2	2	100%
	Producer - Life & Health	23	13	57%
	Producer - Personal Lines	1	1	100%
	Producer - Property & Casualty	52	13	25%
	Independent Adjuster - P&C with WC & Crop	1	1	100%
	Independent Adjuster - Property & Casualty (P&C)	4	0	0%
Bradley Enterprises Total -- 2018		84	30	36%
Bradley Enterprises -- 2017	Producer - Life	3	2	67%
	Producer - Life & Health	49	37	76%
	Producer - Personal Lines	1	0	0%
	Producer - Property	1	0	0%
	Producer - Property & Casualty	72	27	38%
	Independent Adjuster - P&C with WC & Crop	1	0	0%
	Independent Adjuster - Property & Casualty (P&C)	1	0	0%
Bradley Enterprises Total -- 2017		128	66	52%

## 2023 Alabama Insurance Examination Report

### Examination Passing Ratio, by Prelicensing Provider and Exam, 2017-2023

2023 Prelicensing Provider	Exam	Exams Given	Exams Passed	Exam Passing Ratio
Continuing Education Resources Inc -- 2023	Producer - Bail Bonds	6	5	83%
	Producer - Health	12	10	83%
	Producer - Life & Health	2	2	100%
	Producer - Personal Lines	1	1	100%
	Producer - Property & Casualty	2	2	100%
Continuing Education Resources Inc Total -- 2023		23	20	87%
Continuing Education Resources Inc -- 2022	Producer - Bail Bonds	5	3	60%
	Producer - Life & Health	14	12	86%
	Producer - Property & Casualty	6	4	67%
Continuing Education Resources Inc Total -- 2022		25	19	76%
Continuing Education Resources Inc -- 2021	Producer - Bail Bonds	2	1	50%
	Producer - Life & Health	3	3	100%
	Producer - Property & Casualty	4	4	100%
Continuing Education Resources Inc Total -- 2021		9	8	89%
Continuing Education Resources Inc -- 2020	Producer - Bail Bonds	11	9	82%
	Producer - Health	2	0	0%
	Producer - Life	2	2	100%
	Producer - Life & Health	10	9	90%
	Producer - Property & Casualty	4	4	100%
Continuing Education Resources Inc Total -- 2020		29	24	83%
Continuing Education Resources Inc -- 2019	Producer - Bail Bonds	4	3	75%
	Producer - Health	1	1	100%
	Producer - Life	3	1	33%
	Producer - Life & Health	7	2	29%
	Producer - Property	1	0	0%
	Producer - Property & Casualty	8	4	50%
Continuing Education Resources Inc Total -- 2019		24	11	46%
Continuing Education Resources Inc -- 2018	Producer - Bail Bonds	4	2	50%
	Producer - Life	1	1	100%
	Producer - Life & Health	6	4	67%
	Producer - Property & Casualty	1	0	0%
	Independent Adjuster - Property & Casualty (P&C)	2	0	0%
Continuing Education Resources Inc Total -- 2018		14	7	50%
Continuing Education Resources Inc -- 2017	Producer - Bail Bonds	26	13	50%
	Producer - Health	2	2	100%
	Producer - Life & Health	3	2	67%
	Producer - Property & Casualty	3	2	67%
Continuing Education Resources Inc Total -- 2017		34	19	56%

## 2023 Alabama Insurance Examination Report

### Examination Passing Ratio, by Prelicensing Provider and Exam, 2017-2023

2023 Prelicensing Provider	Exam	Exams Given	Exams Passed	Exam Passing Ratio
COR Enterprises LLC dba AdjusterPro -- 2023	Independent Adjuster - P&C with WC & Crop	515	299	58%
	Independent Adjuster - Property & Casualty (P&C)	246	150	61%
	Independent Adjuster - Workers' Comp (WC)	11	8	73%
	Independent Adjuster - Crop	1	0	0%
	Producer - Life	4	1	25%
	Producer - Life & Health	2	0	0%
	Producer - Personal Lines	2	1	50%
	Producer - Property & Casualty	1	1	100%
<b>COR Enterprises LLC dba AdjusterPro Total -- 2023</b>		<b>782</b>	<b>460</b>	<b>59%</b>
COR Enterprises LLC dba AdjusterPro -- 2022	Producer - Bail Bonds	1	1	100%
	Producer - Health	1	1	100%
	Producer - Life	2	0	0%
	Producer - Life & Health	2	0	0%
	Producer - Personal Lines	1	0	0%
	Producer - Property & Casualty	4	1	25%
	Independent Adjuster - P&C with WC & Crop	538	319	59%
	Independent Adjuster - Property & Casualty (P&C)	187	122	65%
	Independent Adjuster - Workers' Comp (WC)	15	8	53%
Independent Adjuster - Crop	3	1	33%	
<b>COR Enterprises LLC dba AdjusterPro Total -- 2022</b>		<b>754</b>	<b>453</b>	<b>60%</b>
AdjusterPro -- 2021	Producer - Life	2	1	50%
	Producer - Life & Health	4	3	75%
	Producer - Property & Casualty	2	1	50%
	Independent Adjuster - P&C with WC & Crop	476	331	70%
	Independent Adjuster - Property & Casualty (P&C)	179	145	81%
	Independent Adjuster - Workers' Comp (WC)	16	11	69%
	Independent Adjuster - Crop	4	0	0%
<b>AdjusterPro Total -- 2021</b>		<b>683</b>	<b>492</b>	<b>72%</b>
AdjusterPro -- 2020	Producer - Life & Health	1	0	0%
	Producer - Property & Casualty	1	0	0%
	Independent Adjuster - P&C with WC & Crop	165	140	85%
	Independent Adjuster - Property & Casualty (P&C)	169	140	83%
	Independent Adjuster - Workers' Comp (WC)	4	4	100%
	Independent Adjuster - Crop	6	5	83%
<b>AdjusterPro Total -- 2020</b>		<b>346</b>	<b>289</b>	<b>84%</b>
AdjusterPro -- 2019	Independent Adjuster - P&C with WC & Crop	242	175	72%
	Independent Adjuster - Property & Casualty (P&C)	332	280	84%
	Independent Adjuster - Workers' Comp (WC)	6	5	83%
	Independent Adjuster - Crop	2	0	0%
<b>AdjusterPro Total -- 2019</b>		<b>582</b>	<b>460</b>	<b>79%</b>

## 2023 Alabama Insurance Examination Report

### Examination Passing Ratio, by Prelicensing Provider and Exam, 2017-2023

2023 Prelicensing Provider (Con't)	Exam	Exams Given	Exams Passed	Exam Passing Ratio
AdjusterPro -- 2018	Independent Adjuster - P&C with WC & Crop	449	299	67%
	Independent Adjuster - Property & Casualty (P&C)	352	272	77%
	Independent Adjuster - Workers' Comp (WC)	6	5	83%
	Independent Adjuster - Crop	3	1	33%
<b>AdjusterPro Total -- 2018</b>		<b>810</b>	<b>577</b>	<b>71%</b>
AdjusterPro -- 2017	Independent Adjuster - P&C with WC & Crop	662	418	63%
	Independent Adjuster - Property & Casualty (P&C)	314	239	76%
	Independent Adjuster - Workers' Comp (WC)	6	3	50%
	Independent Adjuster - Crop	4	3	75%
<b>AdjusterPro Total -- 2017</b>		<b>986</b>	<b>663</b>	<b>67%</b>



## 2023 Alabama Insurance Examination Report

### Examination Passing Ratio, by Prelicensing Provider and Exam, 2017-2023

2023 Prelicensing Provider	Exam	Exams Given	Exams Passed	Exam Passing Ratio
CPMI Professional Development Inc -- 2023	Producer - Life & Health	1	0	0%
CPMI Professional Development Inc Total -- 2023		1	0	0%
CPMI Professional Development LLC -- 2022	Producer - Life & Health	2	1	50%
	Producer - Property & Casualty	4	2	50%
CPMI Professional Development LLC Total -- 2022		6	3	50%
CPMI Professional Development Inc -- 2021	Producer - Life & Health	5	0	0%
	Producer - Property & Casualty	2	0	0%
CPMI Professional Development Inc Total -- 2021		7	0	0%
CPMI Professional Development Inc -- 2020	Producer - Life & Health	6	2	33%
	Producer - Property & Casualty	5	1	20%
CPMI Professional Development Inc Total -- 2020		11	3	27%
CPMI Professional Development Inc -- 2019	Producer - Health	1	1	100%
	Producer - Life & Health	8	5	63%
	Producer - Property & Casualty	11	7	64%
CPMI Professional Development Inc Total -- 2019		20	13	65%
CPMI Professional Development Inc -- 2018	Producer - Casualty	2	0	0%
	Producer - Health	1	1	100%
	Producer - Life & Health	7	5	71%
	Producer - Property	1	0	0%
	Producer - Property & Casualty	22	10	45%
CPMI Professional Development Inc Total -- 2018		33	16	48%
CPMI Professional Development Inc -- 2017	Producer - Life	1	1	100%
	Producer - Life & Health	4	4	100%
	Producer - Property & Casualty	10	3	30%
CPMI Professional Development Inc Total -- 2017		15	8	53%

## 2023 Alabama Insurance Examination Report

### Examination Passing Ratio, by Prelicensing Provider and Exam, 2017-2023

2023 Prelicensing Provider	Exam	Exams Given	Exams Passed	Exam Passing Ratio
Elite Insurance Licensing LLC -- 2023	Producer - Personal Lines	1	0	0%
Elite Insurance Licensing LLC Total -- 2023		1	0	0%
Elite Insurance Licensing LLC -- 2022	Producer - Life	4	2	50%
Elite Insurance Licensing LLC Total -- 2022		4	2	50%
Elite Insurance Licensing LLC -- 2021	Producer - Life	1	0	0%
	Producer - Property & Casualty	1	1	100%
Elite Insurance Licensing LLC Total -- 2021		2	1	50%
Elite Insurance Licensing LLC -- 2020	Producer - Health	2	1	50%
	Producer - Life & Health	1	1	100%
	Producer - Property & Casualty	2	0	0%
Elite Insurance Licensing LLC Total -- 2020		5	2	40%
Elite Insurance Licensing LLC -- 2019	Producer - Health	1	0	0%
	Producer - Life & Health	1	1	100%
	Producer - Property & Casualty	2	0	0%
Elite Insurance Licensing LLC Total -- 2019		4	1	25%
Elite Insurance Licensing LLC -- 2018	Producer - Life & Health	1	1	100%
Elite Insurance Licensing LLC Total -- 2018		1	1	100%
Elite Insurance Licensing LLC -- 2017	Producer - Life	1	1	100%
	Producer - Property & Casualty	2	2	100%
Elite Insurance Licensing LLC Total -- 2017		3	3	100%

## 2023 Alabama Insurance Examination Report

### Examination Passing Ratio, by Prelicensing Provider and Exam, 2017-2023

2023 Prelicensing Provider	Exam	Exams Given	Exams Passed	Exam Passing Ratio
ExamFX -- 2023	Producer - Casualty	4	3	75%
	Producer - Health	80	51	64%
	Producer - Life	376	218	58%
	Producer - Life & Health	480	284	59%
	Producer - Personal Lines	145	87	60%
	Producer - Property & Casualty	316	146	46%
<b>ExamFX Total -- 2023</b>		<b>1401</b>	<b>789</b>	<b>56%</b>
ExamFX -- 2022	Producer - Casualty	1	0	0%
	Producer - Health	109	52	48%
	Producer - Life	281	183	65%
	Producer - Life & Health	482	328	68%
	Producer - Property	141	89	63%
	Producer - Property & Casualty	299	153	51%
<b>ExamFX Total -- 2022</b>		<b>1313</b>	<b>805</b>	<b>61%</b>
ExamFX -- 2021	Producer - Casualty	1	1	100%
	Producer - Health	305	157	51%
	Producer - Life	312	220	71%
	Producer - Life & Health	499	351	70%
	Producer - Personal Lines	181	123	68%
	Producer - Property & Casualty	290	147	51%
	Independent Adjuster - P&C with WC & Crop	1	0	0%
<b>ExamFX Total -- 2021</b>		<b>1589</b>	<b>999</b>	<b>63%</b>
ExamFX -- 2020	Producer - Casualty	6	3	50%
	Producer - Health	206	116	56%
	Producer - Life	206	139	67%
	Producer - Life & Health	365	251	69%
	Producer - Personal Lines	12	8	67%
	Producer - Property & Casualty	253	106	42%
<b>ExamFX Total -- 2020</b>		<b>1048</b>	<b>623</b>	<b>59%</b>
ExamFX -- 2019	Producer - Casualty	2	1	50%
	Producer - Health	367	155	42%
	Producer - Life	306	195	64%
	Producer - Life & Health	462	304	66%
	Producer - Personal Lines	1	1	100%
	Producer - Property	25	17	68%
	Producer - Property & Casualty	384	179	47%
<b>ExamFX Total -- 2019</b>		<b>1547</b>	<b>852</b>	<b>55%</b>

## 2023 Alabama Insurance Examination Report

### Examination Passing Ratio, by Prelicensing Provider and Exam, 2017-2023

2023 Prelicensing Provider (Con't)	Exam	Exams Given	Exams Passed	Exam Passing Ratio
ExamFX -- 2018	Producer - Casualty	6	1	17%
	Producer - Health	107	44	41%
	Producer - Life	179	121	68%
	Producer - Life & Health	333	241	72%
	Producer - Personal Lines	3	2	67%
	Producer - Property & Casualty	288	136	47%
	Independent Adjuster - Property & Casualty (P&C)	1	0	0%
ExamFX Total -- 2018		917	545	59%
ExamFX -- 2017	Producer - Health	15	10	67%
	Producer - Life	162	117	72%
	Producer - Life & Health	391	281	72%
	Producer - Personal Lines	5	1	20%
	Producer - Property	2	0	0%
	Producer - Property & Casualty	305	139	46%
ExamFX Total -- 2017		880	548	62%

# 2023 Alabama Insurance Examination Report

## Examination Passing Ratio, by Prelicensing Provider and Exam, 2017-2023

2023 Prelicensing Provider	Exam	Exams Given	Exams Passed	Exam Passing Ratio
Gatson Training -- 2023	Producer - Personal Lines	1	0	0%
Gatson Training -- 2023		1	0	0%

## 2023 Alabama Insurance Examination Report

### Examination Passing Ratio, by Prelicensing Provider and Exam, 2017-2023

2023 Prelicensing Provider	Exam	Exams Given	Exams Passed	Exam Passing Ratio
The Gosaus Team LLC - 2023	Producer - Life	6	5	83%
	Producer - Life & Health	9	7	78%
	Producer - Personal Lines	12	4	33%
	Producer - Property & Casualty	26	10	38%
	Independent Adjuster - P&C with WC & Crop	7	5	71%
<b>The Gosaus Team LLC Total -- 2023</b>		<b>60</b>	<b>31</b>	<b>52%</b>
The Gosaus Team LLC -- 2022	Producer - Life	3	3	100%
	Producer - Life & Health	10	7	70%
	Producer - Personal Lines	6	1	17%
	Producer - Property & Casualty	19	6	32%
	Independent Adjuster - P&C with WC & Crop	2	1	50%
<b>The Gosaus Team LLC Total -- 2022</b>		<b>40</b>	<b>18</b>	<b>45%</b>
The Gosaus Team LLC -- 2021	Producer - Life	9	7	78%
	Producer - Life & Health	10	6	60%
	Producer - Property & Casualty	21	10	48%
	Independent Adjuster - P&C with WC & Crop	4	3	75%
<b>The Gosaus Team LLC Total -- 2021</b>		<b>44</b>	<b>26</b>	<b>59%</b>
The Gosaus Team LLC -- 2020	Producer - Health	1	1	100%
	Producer - Life	7	5	71%
	Producer - Life & Health	11	6	55%
	Producer - Property & Casualty	12	10	83%
	Independent Adjuster - P&C with WC & Crop	8	6	75%
<b>The Gosaus Team LLC Total -- 2020</b>		<b>39</b>	<b>28</b>	<b>72%</b>
The Gosaus Team LLC -- 2019	Producer - Life	11	6	55%
	Producer - Life & Health	7	2	29%
	Producer - Personal Lines	1	1	100%
	Producer - Property & Casualty	11	9	82%
	Independent Adjuster - P&C with WC & Crop	7	5	71%
<b>The Gosaus Team LLC Total -- 2019</b>		<b>37</b>	<b>23</b>	<b>62%</b>
The Gosaus Team LLC - 2018	Producer - Life	5	3	60%
	Producer - Life & Health	11	9	82%
	Producer - Personal Lines	1	0	0%
	Producer - Property	1	0	0%
	Producer - Property & Casualty	20	11	55%
	Independent Adjuster - P&C with WC & Crop	18	16	89%
<b>The Gosaus Team LLC Total -- 2018</b>		<b>56</b>	<b>39</b>	<b>70%</b>
The Gosaus Team LLC - 2017	Producer - Life	6	5	83%
	Producer - Life & Health	22	11	50%
	Producer - Property	1	0	0%
	Producer - Property & Casualty	23	7	30%
	Independent Adjuster - P&C with WC & Crop	15	14	93%
<b>The Gosaus Team LLC Total -- 2017</b>		<b>67</b>	<b>37</b>	<b>55%</b>

## 2023 Alabama Insurance Examination Report

### Examination Passing Ratio, by Prelicensing Provider and Exam, 2017-2023

2023 Prelicensing Provider	Exam	Exams Given	Exams Passed	Exam Passing Ratio
Insurance Schools Inc -- 2023	Producer - Casualty	1	0	0%
	Producer - Life	3	2	67%
	Producer - Life & Health	2	0	0%
	Producer - Property & Casualty	5	0	0%
<b>Insurance Schools Inc Total -- 2023</b>		<b>11</b>	<b>2</b>	<b>18%</b>
Insurance Schools Inc -- 2022	Producer - Life & Health	1	0	0%
	Producer - Property & Casualty	4	2	50%
<b>Insurance Schools Inc Total -- 2022</b>		<b>5</b>	<b>2</b>	<b>40%</b>
Insurance Schools Inc -- 2021	Producer - Health	1	1	100%
	Producer - Life	2	0	0%
	Producer - Life & Health	1	1	100%
	Producer - Property & Casualty	3	3	100%
	Independent Adjuster - P&C with WC & Crop	1	0	0%
<b>Insurance Schools Inc Total -- 2021</b>		<b>8</b>	<b>5</b>	<b>63%</b>
Insurance Schools Inc -- 2020	Producer - Property & Casualty	2	1	50%
	Independent Adjuster - P&C with WC & Crop	3	2	67%
	Independent Adjuster - Property & Casualty (P&C)	2	1	50%
<b>Insurance Schools Inc Total -- 2020</b>		<b>7</b>	<b>4</b>	<b>57%</b>
Insurance Schools Inc -- 2019	Producer - Property & Casualty	3	3	100%
	Independent Adjuster - P&C with WC & Crop	14	6	43%
	Independent Adjuster - Property & Casualty (P&C)	12	6	50%
<b>Insurance Schools Inc Total -- 2019</b>		<b>29</b>	<b>15</b>	<b>52%</b>
Insurance Schools Inc -- 2018	Producer - Life & Health	5	3	60%
	Producer - Property & Casualty	5	5	100%
	Independent Adjuster - P&C with WC & Crop	9	4	44%
	Independent Adjuster - Property & Casualty (P&C)	11	8	73%
<b>Insurance Schools Inc Total -- 2018</b>		<b>30</b>	<b>20</b>	<b>67%</b>
Insurance Schools Inc -- 2017	Producer - Life	2	1	50%
	Producer - Property & Casualty	6	2	33%
	Independent Adjuster - P&C with WC & Crop	10	5	50%
	Independent Adjuster - Property & Casualty (P&C)	6	6	100%
<b>Insurance Schools Inc Total -- 2017</b>		<b>24</b>	<b>14</b>	<b>58%</b>

## 2023 Alabama Insurance Examination Report

### Examination Passing Ratio, by Prelicensing Provider and Exam, 2017-2023

2023 Prelicensing Provider	Exam	Exams Given	Exams Passed	Exam Passing Ratio
Insurance Systems of Alabama -- 2023	Producer - Health	1	1	100%
	Producer - Life	4	1	25%
	Producer - Life & Health	5	2	40%
	Producer - Personal Lines	1	1	100%
	Producer - Property & Casualty	3	2	67%
<b>Insurance Systems of Alabama Total -- 2023</b>		<b>431</b>	<b>264</b>	<b>61%</b>
Insurance Systems of Alabama -- 2022	Producer - Life	1	0	0%
	Producer - Life & Health	5	4	80%
	Producer - Property & Casualty	6	2	33%
<b>Insurance Systems of Alabama Total -- 2022</b>		<b>12</b>	<b>6</b>	<b>50%</b>
Insurance Systems of Alabama -- 2021	Producer - Life	3	2	67%
	Producer - Life & Health	30	14	47%
	Producer - Personal Lines	1	1	100%
	Producer - Property & Casualty	46	23	50%
<b>Insurance Systems of Alabama Total -- 2021</b>		<b>80</b>	<b>40</b>	<b>50%</b>
Insurance Systems of Alabama -- 2020	Producer - Health	2	2	100%
	Producer - Life	4	3	75%
	Producer - Life & Health	42	23	55%
	Producer - Personal Lines	1	1	100%
	Producer - Property & Casualty	47	23	49%
<b>Insurance Systems of Alabama Total -- 2020</b>		<b>96</b>	<b>52</b>	<b>54%</b>
Insurance Systems of Alabama -- 2019	Producer - Health	5	3	60%
	Producer - Life	17	12	71%
	Producer - Life & Health	60	36	60%
	Producer - Personal Lines	7	4	57%
	Producer - Property & Casualty	125	61	49%
<b>Insurance Systems of Alabama Total -- 2019</b>		<b>214</b>	<b>116</b>	<b>54%</b>
Insurance Systems of Alabama -- 2018	Producer - Health	6	1	17%
	Producer - Life	38	19	50%
	Producer - Life & Health	99	70	71%
	Producer - Personal Lines	10	5	50%
	Producer - Property	6	3	50%
	Producer - Property & Casualty	179	99	55%
<b>Insurance Systems of Alabama Total -- 2018</b>		<b>338</b>	<b>197</b>	<b>58%</b>
Insurance Systems of Alabama -- 2017	Producer - Casualty	3	2	67%
	Producer - Health	4	3	75%
	Producer - Life	43	29	67%
	Producer - Life & Health	147	99	67%
	Producer - Personal Lines	12	5	42%
	Producer - Property	7	2	29%
	Producer - Property & Casualty	215	124	58%
<b>Insurance Systems of Alabama Total -- 2017</b>		<b>431</b>	<b>264</b>	<b>61%</b>



## 2023 Alabama Insurance Examination Report

### Examination Passing Ratio, by Prelicensing Provider and Exam, 2017-2023

2023 Prelicensing Provider	Exam	Exams Given	Exams Passed	Exam Passing Ratio
Integrity School of Insurance -- 2023	Producer - Bail Bonds	2	0	0%
	Producer - Life & Health	3	3	100%
Integrity School of Insurance Total -- 2023		5	3	60%
Integrity School of Insurance -- 2022	Producer - Bail Bonds	2	0	0%
	Producer - Health	1	0	0%
	Producer - Life & Health	6	6	100%
Integrity School of Insurance Total -- 2022		9	6	67%
Integrity School of Insurance -- 2021	Producer - Health	2	2	100%
Integrity School of Insurance Total -- 2021		2	2	100%
Integrity School of Insurance -- 2020	Producer - Health	1	1	100%
	Producer - Life & Health	4	3	75%
Integrity School of Insurance Total -- 2020		5	4	80%
Integrity School of Insurance -- 2019	Producer - Bail Bonds	2	1	50%
	Producer - Life	1	0	0%
	Producer - Life & Health	5	4	80%
Integrity School of Insurance Total -- 2019		8	5	63%
Integrity School of Insurance -- 2018	Producer - Bail Bonds	6	1	17%
	Producer - Life & Health	11	9	82%
	Producer - Property & Casualty	1	1	100%
Integrity School of Insurance Total -- 2018		18	11	61%
Integrity School of Insurance -- 2017	Producer - Life & Health	5	3	60%
	Producer - Personal Lines	1	1	100%
Integrity School of Insurance Total -- 2017		6	4	67%

## 2023 Alabama Insurance Examination Report

### Examination Passing Ratio, by Prelicensing Provider and Exam, 2017-2023

2023 Prelicensing Provider	Exam	Exams Given	Exams Passed	Exam Passing Ratio
Jefferson State Community College -- 2023	Producer - Life	19	7	44%
	Producer - Life & Health	16	7	44%
	Producer - Personal Lines	2	1	50%
	Producer - Property & Casualty	30	17	57%
Jefferson State Community College Total -- 2023		67	36	54%
Jefferson State Community College -- 2022	Producer - Life	2	2	100%
	Producer - Life & Health	24	15	63%
	Producer - Personal Lines	2	1	50%
	Producer - Property & Casualty	28	9	32%
Jefferson State Community College Total -- 2022		56	27	48%
Jefferson State Community College -- 2019	Producer - Health	1	0	0%
	Producer - Life	8	5	63%
	Producer - Life & Health	27	18	67%
	Producer - Personal Lines	3	2	67%
	Producer - Property	2	2	100%
	Producer - Property & Casualty	46	25	54%
Jefferson State Community College Total -- 2019		37	23	62%
Jefferson State Community College -- 2018	Producer - Life	3	1	33%
	Producer - Life & Health	10	8	80%
	Producer - Personal Lines	1	0	0%
	Producer - Property	2	1	50%
	Producer - Property & Casualty	12	6	50%
Jefferson State Community College Total -- 2018		28	16	57%

## 2023 Alabama Insurance Examination Report

### Examination Passing Ratio, by Prelicensing Provider and Exam, 2017-2023

2023 Prelicensing Provider	Exam	Exams Given	Exams Passed	Exam Passing Ratio
Kaplan Financial Education -- 2023	Producer - Casualty	1	1	100%
	Producer - Health	36	28	78%
	Producer - Life	31	27	87%
	Producer - Life & Health	194	168	87%
	Producer - Personal Lines	80	28	35%
	Producer - Property & Casualty	219	119	54%
	Independent Adjuster - P&C with WC & Crop	1	0	0%
<b>Kaplan Financial Education Total -- 2023</b>		<b>562</b>	<b>371</b>	<b>66%</b>
Kaplan Financial Education -- 2022	Producer - Health	23	16	70%
	Producer - Life	22	18	82%
	Producer - Life & Health	168	137	82%
	Producer - Personal Lines	76	34	45%
	Producer - Property	2	1	50%
	Producer - Property & Casualty	185	106	57%
<b>Kaplan Financial Education Total -- 2022</b>		<b>476</b>	<b>312</b>	<b>66%</b>
Kaplan Financial Education -- 2021	Producer - Health	21	16	76%
	Producer - Life	25	20	80%
	Producer - Life & Health	158	121	77%
	Producer - Personal Lines	104	58	56%
	Producer - Property & Casualty	231	128	55%
	Independent Adjuster - P&C with WC & Crop	2	0	0%
	Independent Adjuster - Property & Casualty (P&C)	1	0	0%
<b>Kaplan Financial Education Total -- 2021</b>		<b>542</b>	<b>343</b>	<b>63%</b>
Kaplan Financial Education -- 2020	Producer - Casualty	2	1	50%
	Producer - Health	12	9	75%
	Producer - Life	8	6	75%
	Producer - Life & Health	90	68	76%
	Producer - Personal Lines	4	3	75%
	Producer - Property & Casualty	136	66	49%
<b>Kaplan Financial Education Total -- 2020</b>		<b>252</b>	<b>153</b>	<b>61%</b>
Kaplan Financial Education -- 2019	Producer - Health	26	17	65%
	Producer - Life	15	13	87%
	Producer - Life & Health	138	116	84%
	Producer - Personal Lines	1	1	100%
	Producer - Property & Casualty	164	106	65%
<b>Kaplan Financial Education Total -- 2019</b>		<b>344</b>	<b>253</b>	<b>74%</b>
Kaplan Financial Education -- 2018	Producer - Health	23	15	65%
	Producer - Life	16	14	88%
	Producer - Life & Health	183	127	69%
	Producer - Personal Lines	4	3	75%
	Producer - Property & Casualty	161	86	53%
<b>Kaplan Financial Education Total -- 2018</b>		<b>387</b>	<b>245</b>	<b>63%</b>

## 2023 Alabama Insurance Examination Report

### Examination Passing Ratio, by Prelicensing Provider and Exam, 2017-2023

2023 Prelicensing Provider (Con't)	Exam	Exams Given	Exams Passed	Exam Passing Ratio
Kaplan Financial Education -- 2017	Producer - Casualty	1	1	100%
	Producer - Health	20	12	60%
	Producer - Life	6	6	100%
	Producer - Life & Health	128	98	77%
	Producer - Personal Lines	1	1	100%
	Producer - Property & Casualty	117	67	57%
	Independent Adjuster - P&C with WC & Crop	1	0	0%
<b>Kaplan Financial Education Total -- 2017</b>		<b>274</b>	<b>185</b>	<b>68%</b>

## 2023 Alabama Insurance Examination Report

### Examination Passing Ratio, by Prelicensing Provider and Exam, 2017-2023

2023 Prelicensing Provider	Exam	Exams Given	Exams Passed	Exam Passing Ratio
The License Coach -- 2023	Producer - Life	2	0	0%
	Producer - Life & Health	1	0	0%
The License Coach Total -- 2023		3	0	0%
The License Coach -- 2022	Producer - Health	1	1	100%
	Producer - Life	8	6	75%
	Producer - Life & Health	11	7	64%
	Title Insurance Agent	1	1	100%
The License Coach Total -- 2022		21	15	71%
The License Coach -- 2021	Producer - Health	1	1	100%
	Producer - Life	30	22	73%
	Producer - Life & Health	49	27	55%
	Producer - Personal Lines	2	0	0%
The License Coach Total -- 2021		82	50	61%
The License Coach -- 2020	Producer - Life	12	8	67%
	Producer - Life & Health	26	19	73%
The License Coach Total -- 2020		38	27	71%
The License Coach -- 2019	Producer - Health	1	1	100%
	Producer - Life	7	7	100%
	Producer - Life & Health	49	28	57%
The License Coach Total -- 2019		57	36	63%
The License Coach -- 2018	Producer - Health	1	0	0%
	Producer - Life	60	36	60%
	Producer - Life & Health	74	50	68%
The License Coach Total -- 2018		135	86	64%
The License Coach -- 2017	Producer - Health	6	5	83%
	Producer - Life	51	30	59%
	Producer - Life & Health	90	50	56%
The License Coach Total -- 2017		147	85	58%

## 2023 Alabama Insurance Examination Report

### Examination Passing Ratio, by Prelicensing Provider and Exam, 2017-2023

2023 Prelicensing Provider	Exam	Exams Given	Exams Passed	Exam Passing Ratio
Mogul School of Business -- 2023	Producer - Life & Health	1	0	0%
	Title Insurance Agent	15	8	53%
Mogul School of Business Total -- 2023		16	8	50%
Mogul School of Business -- 2022	Title Insurance Agent	12	6	50%
Mogul School of Business Total -- 2022		12	6	50%
Mogul School of Business -- 2021	Title Insurance Agent	10	5	50%
Mogul School of Business Total -- 2021		10	5	50%
Mogul School of Business -- 2020	Title Insurance Agent	3	2	67%
Mogul School of Business Total -- 2020		3	2	67%

## 2023 Alabama Insurance Examination Report

### Examination Passing Ratio, by Prelicensing Provider and Exam, 2017-2023

2023 Prelicensing Provider	Exam	Exams Given	Exams Passed	Exam Passing Ratio
Norris Insurance Licensing -- 2023	Producer - Health	12	6	50%
	Producer - Life	2	2	100%
	Producer - Life & Health	8	6	75%
	Producer - Personal Lines	12	7	58%
	Producer - Property & Casualty	22	14	64%
	Independent Adjuster - Property & Casualty (P&C)	1	0	0%
<b>Norris Insurance Licensing Total -- 2023</b>		<b>57</b>	<b>35</b>	<b>61%</b>
Norris Insurance Licensing -- 2022	Producer - Life & Health	1	1	100%
	Producer - Personal Lines	24	10	42%
	Producer - Property & Casualty	16	8	50%
<b>Norris Insurance Licensing Total -- 2022</b>		<b>41</b>	<b>19</b>	<b>46%</b>
Norris Insurance Licensing -- 2021	Producer - Life & Health	1	1	100%
	Producer - Property & Casualty	9	6	67%
<b>Norris Insurance Licensing Total -- 2021</b>		<b>10</b>	<b>7</b>	<b>70%</b>
Norris Insurance Licensing -- 2020	Producer - Life & Health	3	2	67%
	Producer - Property & Casualty	2	2	100%
<b>Norris Insurance Licensing Total -- 2020</b>		<b>5</b>	<b>4</b>	<b>80%</b>

## 2023 Alabama Insurance Examination Report

### Examination Passing Ratio, by Prelicensing Provider and Exam, 2017-2023

2023 Prelicensing Provider	Exam	Exams Given	Exams Passed	Exam Passing Ratio
Pre-License School of Insurance -- 2023	Producer - Life	10	5	50%
	Producer - Life & Health	1	0	0%
	Producer - Personal Lines	1	0	0%
	Producer - Property & Casualty	17	6	35%
Pre-License School of Insurance Total -- 2023		29	11	38%
Pre-License School of Insurance -- 2022	Producer - Casualty	2	1	50%
	Producer - Life	10	7	70%
	Producer - Life & Health	4	1	25%
	Producer - Personal Lines	1	0	0%
	Producer - Property & Casualty	12	6	50%
Pre-License School of Insurance Total -- 2022		29	15	52%
Pre-License School of Insurance -- 2021	Producer - Health	1	1	100%
	Producer - Life	6	4	67%
	Producer - Life & Health	3	3	100%
	Producer - Personal Lines	11	11	100%
	Producer - Property & Casualty	24	9	38%
Pre-License School of Insurance Total -- 2021		45	28	62%
Pre-License School of Insurance -- 2020	Producer - Casualty	6	3	50%
	Producer - Health	1	1	100%
	Producer - Life	3	2	67%
	Producer - Life & Health	2	0	0%
	Producer - Personal Lines	22	16	73%
	Producer - Property & Casualty	7	2	29%
Pre-License School of Insurance Total -- 2020		41	24	59%



## 2023 Alabama Insurance Examination Report

### Examination Passing Ratio, by Prelicensing Provider and Exam, 2017-2023

2023 Prelicensing Provider	Exam	Exams Given	Exams Passed	Exam Passing Ratio
Primerica Life Insurance Company -- 2023	Producer - Life	412	222	54%
Primerica Life Insurance Company Total -- 2023		412	222	54%
Primerica Life Insurance Company -- 2022	Producer - Life	357	181	51%
	Producer - Life & Health	1	0	0%
Primerica Life Insurance Company Total -- 2022		358	181	51%
Primerica Life Insurance Company -- 2021	Producer - Life	323	185	57%
	Producer - Life & Health	3	2	67%
Primerica Life Insurance Company Total -- 2021		326	187	57%
Primerica Life Insurance Company -- 2020	Producer - Life	198	115	58%
	Producer - Life & Health	1	1	100%
Primerica Life Insurance Company Total -- 2020		199	116	58%
Primerica Life Insurance Company -- 2019	Producer - Life	382	189	49%
	Producer - Property & Casualty	1	0	0%
Primerica Life Insurance Company Total -- 2019		383	189	49%
Primerica Life Insurance Company -- 2018	Producer - Life	353	191	54%
Primerica Life Insurance Company Total -- 2018		353	191	54%
Primerica Life Insurance Company -- 2017	Producer - Health	1	0	0%
	Producer - Life	370	196	53%
	Producer - Life & Health	1	1	100%
Primerica Life Insurance Company Total -- 2017		372	197	53%

## 2023 Alabama Insurance Examination Report

### Examination Passing Ratio, by Prelicensing Provider and Exam, 2017-2023

2023 Prelicensing Provider	Exam	Exams Given	Exams Passed	Exam Passing Ratio
Professional Insurance Agents -- 2023	Producer - Life	1	0	0%
Professional Insurance Agents Total -- 2023		1	0	0%
Professional Insurance Agents of AL Inc -- 2021	Producer - Life	2	1	50%
	Producer - Life & Health	1	0	0%
	Producer - Property & Casualty	1	1	100%
Professional Insurance Agents of AL Inc Total -- 2021		5	2	50%
Professional Insurance Agents of AL Inc -- 2018	Producer - Life	1	1	100%
	Producer - Life & Health	1	1	100%
Professional Insurance Agents of AL Inc Total -- 2018		2	2	100%

## 2023 Alabama Insurance Examination Report

### Examination Passing Ratio, by Prelicensing Provider and Exam, 2017-2023

2023 Prelicensing Provider	Exam	Exams Given	Exams Passed	Exam Passing Ratio
R S Thomas Training Associates Inc -- 2023	Producer - Life	2	2	100%
	Producer - Life & Health	6	6	100%
	Producer - Property & Casualty	1	1	100%
	Independent Adjuster - Property & Casualty (P&C)	1	0	0%
<b>R S Thomas Training Associates Inc Total -- 2023</b>		<b>10</b>	<b>9</b>	<b>90%</b>
R S Thomas Training Associates Inc -- 2022	Producer - Life & Health	12	5	42%
	Producer - Property & Casualty	5	3	60%
<b>R S Thomas Training Associates Inc Total -- 2022</b>		<b>17</b>	<b>8</b>	<b>47%</b>
R S Thomas Training Associates Inc -- 2021	Producer - Property & Casualty	2	1	50%
	Independent Adjuster - P&C with WC & Crop	1	0	0%
	Independent Adjuster - Property & Casualty (P&C)	3	1	33%
<b>R S Thomas Training Associates Inc Total -- 2021</b>		<b>6</b>	<b>2</b>	<b>33%</b>
R S Thomas Training Associates Inc -- 2019	Producer - Life	1	0	0%
	Independent Adjuster - P&C with WC & Crop	2	0	0%
	Independent Adjuster - Property & Casualty (P&C)	1	1	100%
<b>R S Thomas Training Associates Inc Total -- 2019</b>		<b>4</b>	<b>1</b>	<b>25%</b>
R S Thomas Training Associates Inc -- 2018	Producer - Property & Casualty	2	1	50%
<b>R S Thomas Training Associates Inc Total -- 2018</b>		<b>2</b>	<b>1</b>	<b>50%</b>
R S Thomas Training Associates Inc -- 2017	Producer - Personal Lines	1	1	100%
	Producer - Property & Casualty	1	0	0%
<b>R S Thomas Training Associates Inc Total -- 2017</b>		<b>2</b>	<b>1</b>	<b>50%</b>

## 2023 Alabama Insurance Examination Report

### Examination Passing Ratio, by Prelicensing Provider and Exam, 2017-2023

2023 Prelicensing Provider	Exam	Exams Given	Exams Passed	Exam Passing Ratio
Securities Training Corporation -- 2023	Producer - Life & Health	2	2	100%
Securities Training Corporation Total -- 2023		2	2	100%
Securities Training Corporation -- 2022	Producer - Life & Health	19	18	95%
Securities Training Corporation Total -- 2022		19	18	95%
Securities Training Corporation -- 2021	Producer - Life & Health	14	12	86%
Securities Training Corporation Total -- 2021		14	12	86%
Securities Training Corporation -- 2020	Producer - Life & Health	4	4	100%
Securities Training Corporation Total -- 2020		4	4	100%
Securities Training Corporation -- 2019	Producer - Life & Health	5	4	80%
Securities Training Corporation Total -- 2019		5	4	80%
Securities Training Corporation -- 2017	Producer - Life & Health	3	2	67%
Securities Training Corporation Total -- 2017		3	2	67%

## 2023 Alabama Insurance Examination Report

### Examination Passing Ratio, by Prelicensing Provider and Exam, 2017-2023

2023 Prelicensing Provider	Exam	Exams Given	Exams Passed	Exam Passing Ratio
Southeast Land Title Association -- 2023	Title Insurance Agent	35	35	100%
Southeast Land Title Association Total -- 2023		35	35	100%
Southeast Land Title Association -- 2022	Title Insurance Agent	55	46	84%
Southeast Land Title Association Total -- 2022		55	46	84%
The Koogler Group -- 2021	Title Insurance Agent	48	40	83%
The Koogler Group Total -- 2021		48	40	83%
The Koogler Group -- 2020	Title Insurance Agent	23	22	96%
The Koogler Group Total - 2020		23	22	96%
The Koogler Group -- 2019	Title Insurance Agent	32	31	97%
The Koogler Group Total -- 2019		32	31	97%
The Koogler Group -- 2018	Title Insurance Agent	29	27	93%
The Koogler Group Total -- 2018		29	27	93%
The Koogler Group -- 2017	Title Insurance Agent	43	39	91%
The Koogler Group Total -- 2017		43	39	91%

## 2023 Alabama Insurance Examination Report

### Examination Passing Ratio, by Prelicensing Provider and Exam, 2017-2023

2023 Prelicensing Provider	Exam	Exams Given	Exams Passed	Exam Passing Ratio
The Trinity Life Group -- 2023	Producer - Property & Casualty	4	1	25%
The Trinity Life Group Total -- 2023		4	1	25%
The Trinity Life Group -- 2017	Producer - Life	3	0	0%
	Producer - Life & Health	2	1	50%
The Trinity Life Group Total -- 2017		5	1	20%

## 2023 Alabama Insurance Examination Report

### Examination Passing Ratio, by Prelicensing Provider and Exam, 2017-2023

2023 Prelicensing Provider	Exam	Exams Given	Exams Passed	Exam Passing Ratio
Troy University - Dothan -- 2023	Producer - Life & Health	22	12	55%
	Producer - Property & Casualty	65	40	62%
Troy University - Dothan Total -- 2023		87	52	60%
Troy University - Dothan -- 2022	Producer - Life & Health	5	3	60%
	Producer - Property & Casualty	20	9	45%
Troy University - Dothan Total -- 2022		25	12	48%
Troy University - Dothan -- 2021	Producer - Casualty	3	0	0%
	Producer - Life & Health	6	5	83%
	Producer - Personal Lines	2	2	100%
	Producer - Property	1	0	0%
	Producer - Property & Casualty	31	8	26%
Troy University - Dothan Total 2021		43	15	35%
Troy University - Dothan -- 2020	Producer - Health	1	1	100%
	Producer - Life	1	1	100%
	Producer - Life & Health	14	8	57%
	Producer - Property & Casualty	23	20	87%
Troy University - Dothan Total -- 2020		39	30	77%
Troy University - Dothan -- 2019	Producer - Life & Health	31	18	58%
	Producer - Property & Casualty	19	12	63%
Troy University - Dothan Total -- 2019		50	30	60%
Troy University - Dothan -- 2018	Producer - Life	1	1	100%
	Producer - Life & Health	40	29	73%
	Producer - Property & Casualty	82	60	73%
Troy University - Dothan Total -- 2018		123	90	73%
Troy University - Dothan -- 2017	Producer - Casualty	1	1	100%
	Producer - Life & Health	7	7	100%
	Producer - Personal Lines	2	1	50%
	Producer - Property & Casualty	23	17	74%
Troy University - Dothan Total -- 2017		33	26	79%

## 2023 Alabama Insurance Examination Report

### Examination Passing Ratio, by Prelicensing Provider and Exam, 2017-2023

2023 Prelicensing Provider	Exam	Exams Given	Exams Passed	Exam Passing Ratio
Troy University - Troy -- 2023	Producer - Health	2	1	50%
	Producer - Life & Health	27	16	59%
	Producer - Personal Lines	2	1	50%
	Producer - Property & Casualty	110	78	71%
Troy University - Troy Total -- 2023		141	96	68%
Troy University - Troy -- 2022	Producer - Health	1	1	100%
	Producer - Life	2	2	100%
	Producer - Life & Health	50	28	56%
	Producer - Personal Lines	2	2	100%
	Producer - Property & Casualty	136	82	60%
Troy University - Troy Total -- 2022		191	115	60%
Troy University - Troy -- 2021	Producer - Health	1	1	100%
	Producer - Life	1	1	100%
	Producer - Life & Health	46	32	70%
	Producer - Property & Casualty	117	84	72%
Troy University - Troy Total -- 2021		165	118	72%
Troy University - Troy -- 2020	Producer - Life & Health	43	29	67%
	Producer - Property & Casualty	58	36	62%
Troy University - Troy Total -- 2020		101	65	64%
Troy University - Troy -- 2019	Producer - Life & Health	25	14	56%
	Producer - Property & Casualty	41	29	71%
Troy University - Troy Total -- 2019		66	43	65%
Troy University - Troy -- 2018	Producer - Life & Health	9	8	89%
	Producer - Property & Casualty	31	17	55%
Troy University - Troy Total -- 2018		40	25	63%
Troy University - Troy -- 2017	Producer - Life & Health	16	12	75%
	Producer - Personal Lines	1	0	0%
	Producer - Property & Casualty	27	18	67%
Troy University - Troy Total -- 2017		44	30	68%



## 2023 Alabama Insurance Examination Report

### Examination Passing Ratio, by Prelicensing Provider and Exam, 2017-2023

2023 Prelicensing Provider	Exam	Exams Given	Exams Passed	Exam Passing Ratio
The University of Alabama -- 2023	Producer - Bail Bonds	8	3	38%
	Producer - Casualty	3	1	33%
	Producer - Health	2	2	100%
	Producer - Life	3	3	100%
	Producer - Life & Health	77	59	77%
	Producer - Personal Lines	8	3	38%
	Producer - Property	1	1	100%
	Producer - Property & Casualty	155	90	58%
The University of Alabama Total -- 2023		257	162	63%
The University of Alabama -- 2022	Producer - Bail Bonds	9	4	44%
	Producer - Life	1	1	100%
	Producer - Life & Health	57	42	74%
	Producer - Personal Lines	9	4	44%
	Producer - Property	1	1	100%
	Producer - Property & Casualty	157	92	59%
The University of Alabama Total -- 2022		234	144	62%
The University of Alabama -- 2021	Producer - Bail Bonds	11	5	45%
	Producer - Life	5	2	40%
	Producer - Life & Health	47	37	79%
	Producer - Property & Casualty	108	65	60%
The University of Alabama Total -- 2021		171	109	64%
The University of Alabama -- 2020	Producer - Bail Bonds	11	8	73%
	Producer - Life	8	6	75%
	Producer - Life & Health	17	16	94%
	Producer - Property & Casualty	52	37	71%
The University of Alabama Total -- 2020		88	67	76%
The University of Alabama -- 2019	Producer - Bail Bonds	10	9	90%
	Producer - Health	1	1	100%
	Producer - Life	1	1	100%
	Producer - Life & Health	20	13	65%
	Producer - Property & Casualty	48	30	63%
	Independent Adjuster - Property & Casualty (P&C)	1	0	0%
The University of Alabama Total -- 2019		81	54	67%
The University of Alabama -- 2018	Producer - Bail Bonds	12	3	25%
	Producer - Life & Health	23	18	78%
	Producer - Property & Casualty	45	21	47%
The University of Alabama Total -- 2018		80	42	53%
The University of Alabama -- 2017	Producer - Bail Bonds	7	5	71%
	Producer - Life	3	3	100%
	Producer - Life & Health	15	10	67%
	Producer - Personal Lines	2	1	50%
	Producer - Property & Casualty	19	9	47%
The University of Alabama Total -- 2017		46	28	61%

## 2023 Alabama Insurance Examination Report

### Examination Passing Ratio, by Prelicensing Provider and Exam, 2017-2023

2023 Prelicensing Provider	Exam	Exams Given	Exams Passed	Exam Passing Ratio
WebCE Inc -- 2023	Producer - Casualty	1	1	100%
	Producer - Health	14	9	64%
	Producer - Life	20	15	75%
	Producer - Life & Health	37	26	70%
	Producer - Personal Lines	9	5	56%
	Producer - Property & Casualty	78	31	40%
<b>WebCE Inc Total -- 2023</b>		<b>159</b>	<b>87</b>	<b>55%</b>
WebCE Inc -- 2022	Producer - Casualty	2	1	50%
	Producer - Health	10	5	50%
	Producer - Life	25	22	88%
	Producer - Life & Health	47	33	70%
	Producer - Personal Lines	3	2	67%
	Producer - Property	1	1	100%
	Producer - Property & Casualty	60	31	52%
<b>WebCE Inc Total -- 2022</b>		<b>148</b>	<b>95</b>	<b>64%</b>
PRELICENSE.COM, a service of WebCE -- 2021	Producer - Casualty	4	3	75%
	Producer - Health	5	3	60%
	Producer - Life	28	21	75%
	Producer - Life & Health	30	24	80%
	Producer - Personal Lines	5	2	40%
	Producer - Property & Casualty	42	26	62%
	Independent Adjuster - Property & Casualty (P&C)	1	0	0%
	<b>PRELICENSE.COM, a service of WebCE Total -- 2021</b>		<b>115</b>	<b>79</b>
PRELICENSE.COM, a service of WebCE -- 2020	Producer - Health	10	5	50%
	Producer - Life	12	9	75%
	Producer - Life & Health	24	14	58%
	Producer - Property & Casualty	23	11	48%
<b>PRELICENSE.COM, a service of WebCE Total -- 2020</b>		<b>69</b>	<b>39</b>	<b>57%</b>
PRELICENSE.COM, a service of WebCE -- 2019	Producer - Casualty	1	1	100%
	Producer - Health	5	4	80%
	Producer - Life	14	11	79%
	Producer - Life & Health	29	25	86%
	Producer - Property & Casualty	20	11	55%
<b>PRELICENSE.COM, a service of WebCE Total -- 2019</b>		<b>69</b>	<b>52</b>	<b>75%</b>
PRELICENSE.COM, a service of WebCE -- 2018	Producer - Casualty	4	3	75%
	Producer - Health	1	1	100%
	Producer - Life	7	6	86%
	Producer - Life & Health	14	12	86%
	Producer - Personal Lines	3	2	67%
	Producer - Property	2	1	50%
	Producer - Property & Casualty	36	14	39%
<b>PRELICENSE.COM, a service of WebCE Total -- 2018</b>		<b>67</b>	<b>39</b>	<b>58%</b>

## 2023 Alabama Insurance Examination Report

### Examination Passing Ratio, by Prelicensing Provider and Exam, 2017-2023

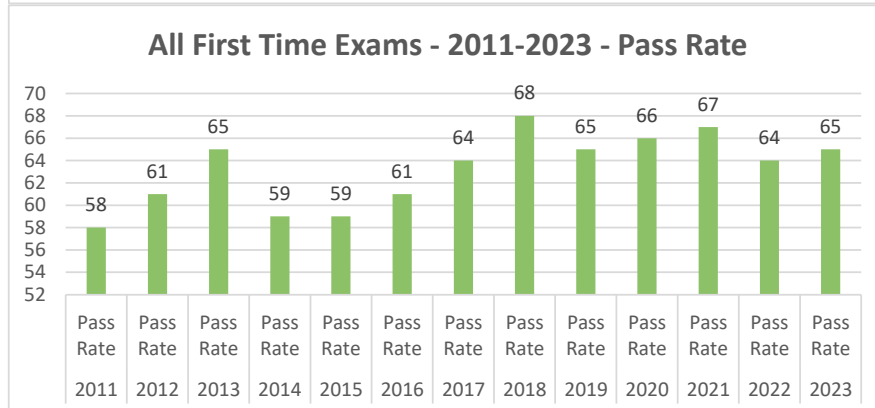

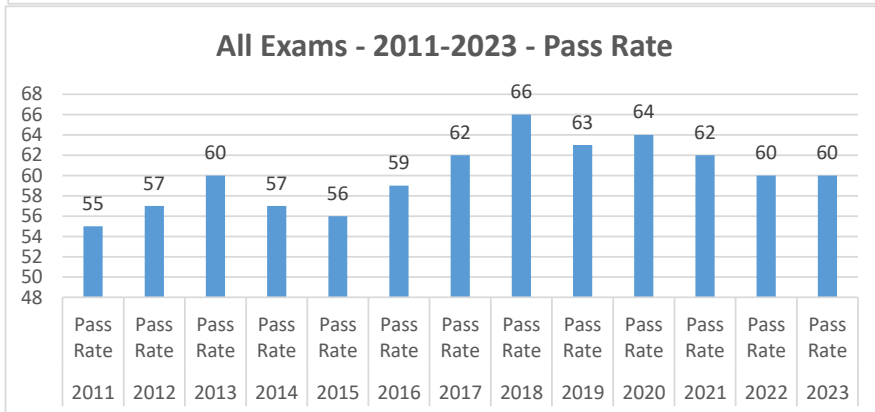

2023 Prelicensing Provider (Con't)	Exam	Exams Given	Exams Passed	Exam Passing Ratio
PRELICENSE.COM, a service of WebCE -- 2017	Producer - Health	13	11	85%
	Producer - Life	9	7	78%
	Producer - Life & Health	55	40	73%
	Producer - Property	1	1	100%
	Producer - Property & Casualty	31	13	42%
PRELICENSE.COM, a service of WebCE Total -- 2017		109	72	66%

## 2023 Alabama Insurance Examination Report

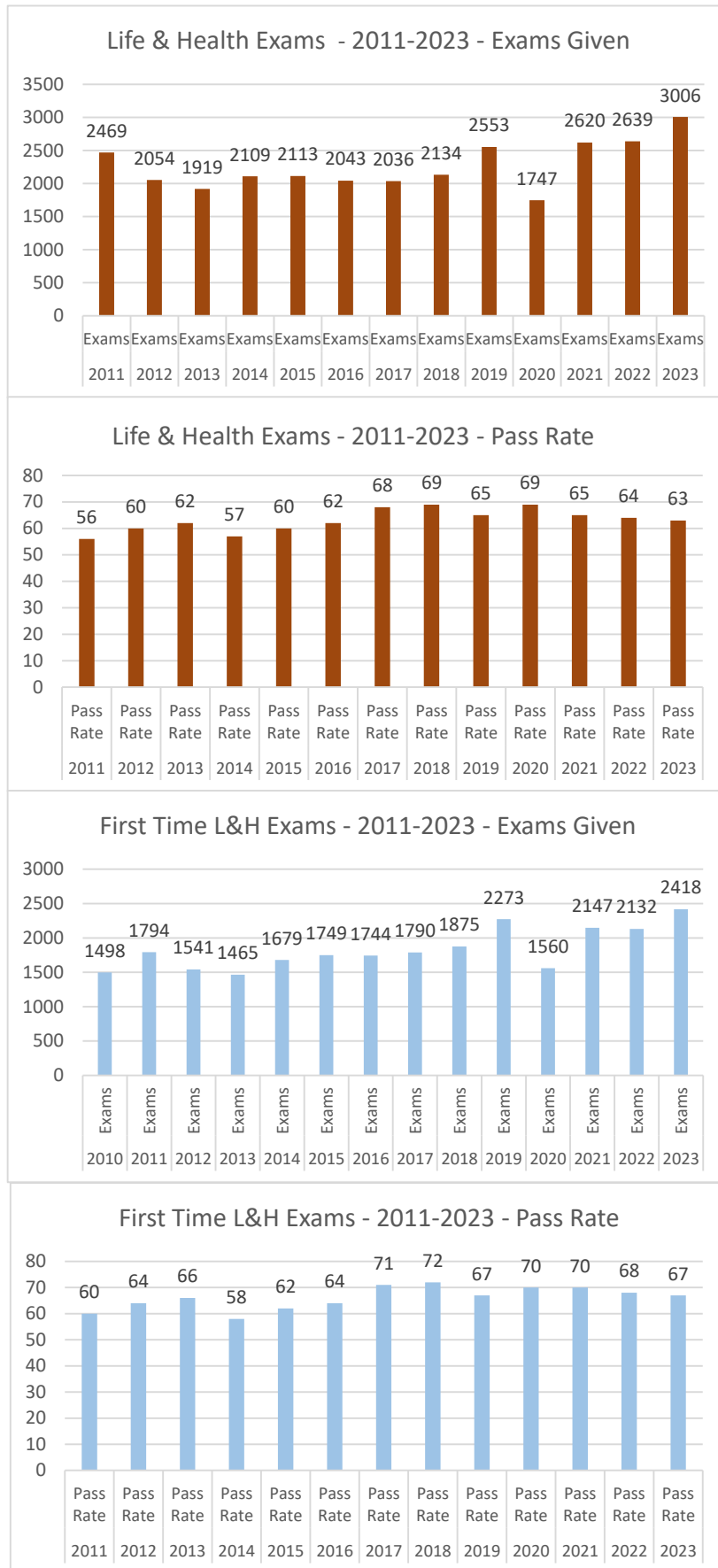
### Examination Passing Ratio, by Prelicensing Provider and Exam, 2017-2023

2023 Prelicensing Provider	Exam	Exams Given	Exams Passed	Exam Passing Ratio
XCEL Solutions LLC -- 2023	Producer - Health	132	91	69%
	Producer - Life	1808	1089	60%
	Producer - Life & Health	380	257	68%
	Producer - Personal Lines	5	2	40%
	Producer - Property & Casualty	95	51	54%
<b>XCEL Solutions LLC Total -- 2023</b>		<b>2420</b>	<b>1490</b>	<b>62%</b>
XCEL Solutions LLC -- 2022	Producer - Health	266	153	58%
	Producer - Life	332	212	64%
	Producer - Life & Health	1433	852	59%
	Producer - Personal Lines	3	2	67%
	Producer - Property & Casualty	54	21	39%
<b>XCEL Solutions LLC Total -- 2022</b>		<b>2088</b>	<b>1240</b>	<b>59%</b>
XCEL Solutions LLC -- 2021	Producer - Health	44	32	73%
	Producer - Life	295	193	65%
	Producer - Life & Health	1311	773	59%
	Producer - Property & Casualty	38	12	32%
<b>XCEL Solutions LLC Total -- 2021</b>		<b>1688</b>	<b>1010</b>	<b>60%</b>
XCEL Solutions LLC -- 2020	Producer - Health	51	32	63%
	Producer - Life	92	67	73%
	Producer - Life & Health	650	431	66%
	Producer - Property & Casualty	3	2	67%
<b>XCEL Solutions LLC Total -- 2020</b>		<b>796</b>	<b>532</b>	<b>67%</b>
XCEL Solutions LLC -- 2019	Producer - Health	147	83	56%
	Producer - Life	85	61	72%
	Producer - Life & Health	1080	685	63%
<b>XCEL Solutions LLC Total -- 2019</b>		<b>1312</b>	<b>829</b>	<b>63%</b>
XCEL Solutions LLC -- 2018	Producer - Health	6	6	100%
	Producer - Life	27	24	89%
	Producer - Life & Health	412	305	74%
<b>XCEL Solutions LLC Total -- 2018</b>		<b>445</b>	<b>335</b>	<b>75%</b>
XCEL Solutions LLC -- 2017	Producer - Health	17	9	53%
	Producer - Life	24	22	92%
	Producer - Life & Health	551	390	71%
<b>XCEL Solutions LLC Total -- 2017</b>		<b>592</b>	<b>421</b>	<b>71%</b>

# 2023 Alabama Insurance Examination Report



## 2023 Alabama Insurance Examination Report



## 2023 Alabama Insurance Examination Report

